



Venn Diagrams


$$P(A=\text{violent past}|B=\text{crime}) = .70$$



$$P(B|A) = .62$$



$$P(B|A) = 1.0$$



$$P(B|A) = .10$$